

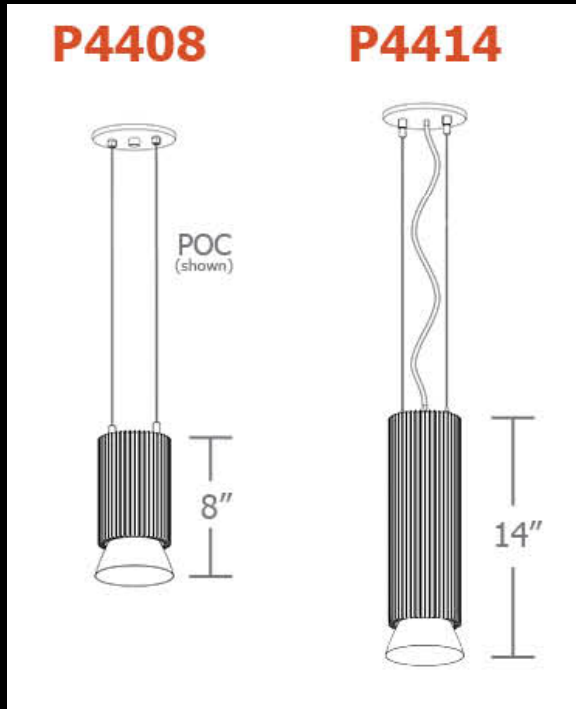


x.pōs.d™ 5-slider

your lighting rep has
recommended the **x.pōs.d™**
cylinder pendant for your project
Let's take a quick look:



sizes and lumens



- P4408 (08") / 395 – 2780 lm
- P4414 (14") / 395 – 2780 lm



construction

driver mounted in J-box: constant current, field maintainable, universal input (120-277v), 0-10v controllable to 5% dimming

****2-1/8" deep J-box required (by other)**

(POC) power over cable suspension system option **(not shown)**, provides a clean look without the need for a separate power cord

4" dia. ribbed extruded aluminum outer housing

COB light engine in **90+ CRI** standard
2700K, 3000K, 3500K and 4000K.



5" d canopy painted to match fixture
**optional CDVR – canopy mounted driver*

standard suspension: dual stainless-steel ultra-thin cables with field adjustable micro-grippers allowing for exact desired mounting height

optional colored cloth power cord in blue, orange, purple, red or white with gray dot

available in 2 anodized finishes,
12 standard powder coat finishes
+ custom RAL colors

field changeable downlight optics: 10° (spot), 30° (med), and 45° (wide) reflector with color mixing dome.

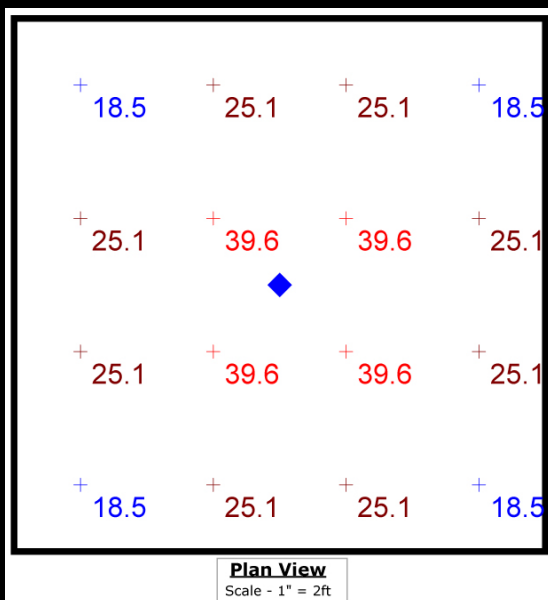
x.pōs.d™ 5-slider




performance

Statistics

Description	Symbol	Avg	Max	Min	Max/Min	Avg/Min
str8	+	27.1 fc	39.6 fc	18.5 fc	2.1:1	1.5:1



- 8' x 8' x 12'H space
- 80/50/20 reflectances
- bottom of fixture at 10' aff
- FC readings at 2.5' aff
- layout conducted using 12" length unit with 90 cri (H3) 2780 lumens with wide distribution lens





www.impactltg.com

- spec sheet and color chart
- photometric files and BIM models
- built to order in Saint Louis, MO, USA
- 4-week lead time

x.pōs.d™ 5-slider

